

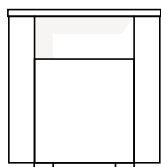


DESCRIZIONE


Tipologia	Comò e comodini
Struttura e schienale	Pannello di particelle di legno impiallacciato o laccato
Piano	Pannello di particelle di legno impiallacciato o laccato o rivestito in cuoio o marmo
Frontale cassetto	Pannello di particelle di legno impiallacciato
Bordo	Impiallacciato sui lati a vista e carta apparenza nobilitato sugli altri lati
Struttura cassetto	Pannello di particelle di legno nobilitato
Piedini	Plastica

DIMENSIONI

Schublade und offenes Fach

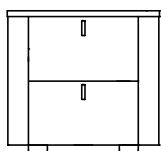


525
20 3/4"

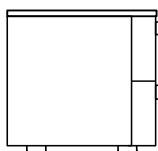


Ø 485
19"

Zwei Schubladen




450
17 3/4"




Ø 485
19"

Vier Schubladen



780
30 3/4"



1702
67"

570
22 1/2"

FINITURE STRUTTURA

Laccato



Laccato opaco


Essenza



Essenza


FINITURE PIANO

Laccato




Laccato opaco

Essenza



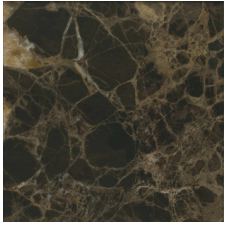
Essenza

Cuoio



Cuoio

Marmo




Marmo levigato



Marmo lucido

FINITURE MANIGLIE

Cuoio



Cuoio